

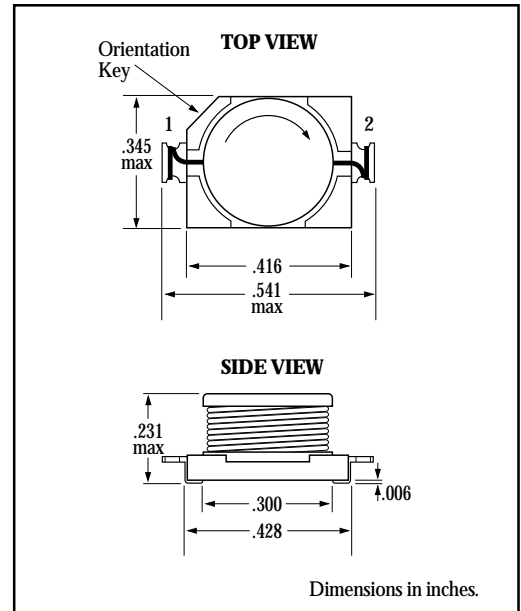
## UNI-PAC 2 FAMILY TABLE

Part Number	Inductance $\mu\text{H}$ (rated)	OCL <sup>(1)</sup> $\mu\text{H} \pm 20\%$	I <sub>RMS</sub> <sup>(2)</sup> Amperes	I <sub>SAT</sub> <sup>(3)</sup> Amperes	DCR <sup>(4)</sup> Ohms max.
UP2-R47	0.47	0.595	10.1	11.4	0.0049
<b>*UP2-1R0</b>	1.0	1.00	9.0	9.9	0.0081
UP2-1R5	1.5	1.46	8.1	7.9	0.0103
<b>*UP2-2R2</b>	2.2	2.39	6.9	6.1	0.0115
UP2-3R3	3.3	3.23	6.5	5.1	0.0138
<b>*UP2-4R7</b>	4.7	4.77	5.7	4.2	0.0173
UP2-6R8	6.8	6.63	5.0	3.6	0.0230
<b>*UP2-100</b>	10.0	9.73	4.3	3.3	0.0299
<b>*UP2-150</b>	15.0	15.43	3.6	2.4	0.0449
<b>*UP2-220</b>	22.0	22.50	2.9	2.0	0.0644
<b>*UP2-330</b>	33.0	33.13	2.4	1.7	0.0989
<b>*UP2-470</b>	47.0	48.65	1.9	1.4	0.1461
UP2-680	68.0	68.17	1.7	1.2	0.1898
UP2-101	100.0	102.60	1.4	0.95	0.2772
UP2-151	150.0	152.70	1.1	0.78	0.4244
UP2-221	220.0	230.00	0.93	0.62	0.6360
UP2-331	330.0	338.00	0.76	0.51	0.9775

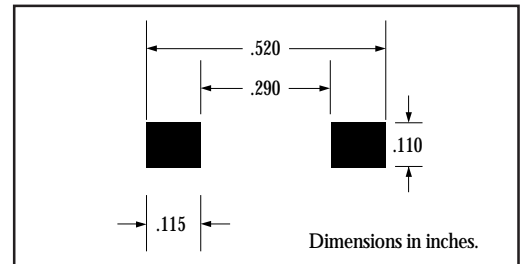
Notes: (1) Open Circuit Inductance Test Parameters: 100KHz, .250Vrms, 0.0A dc.  
 (2) RMS current for an approximate  $\Delta T$  of 40°C. at an ambient temperature of 85°C.  
 (3) Peak current for approximately 10% rolloff.  
 (4) DCR limits 20°C.

**\*BOLD** are available from stock.

## MECHANICAL DIAGRAM

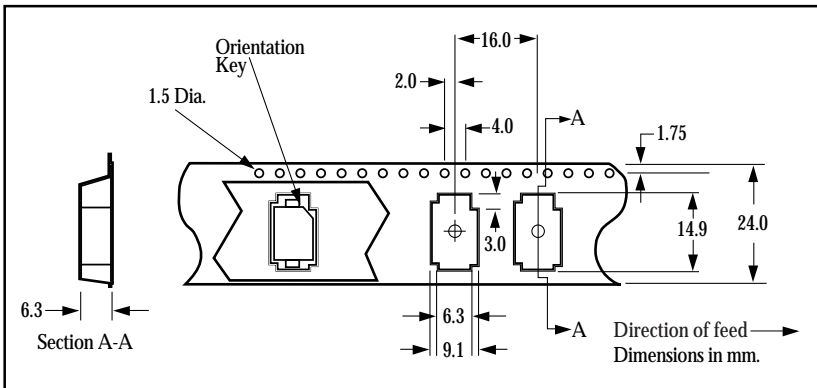


## PCB PAD LAYOUT

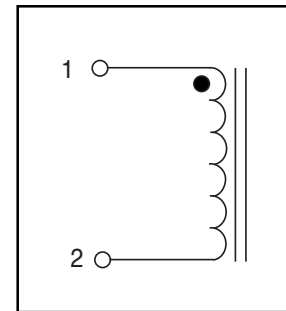


## PACKAGING INFORMATION


Parts are packaged on 13" reels.  
600 parts per reel.



## CONNECTION DIAGRAM



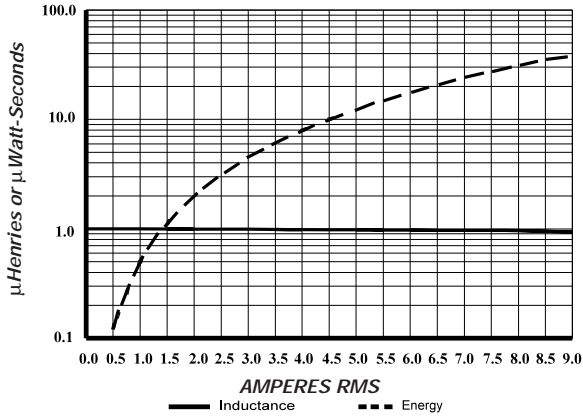
NOTE: PIN #1 is start of winding.  
Unit is wound clockwise.





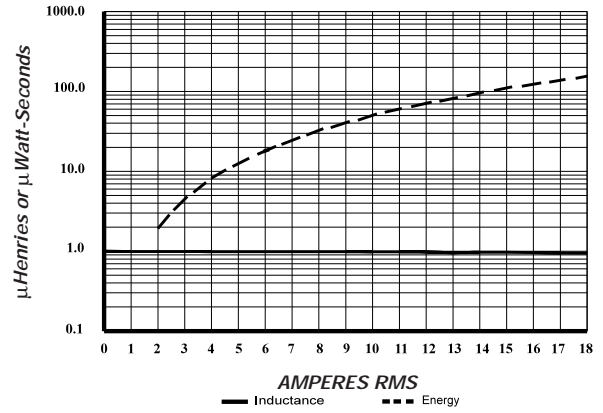
## UP2-1R0

Typical Inductance & Energy vs RMS Amperes



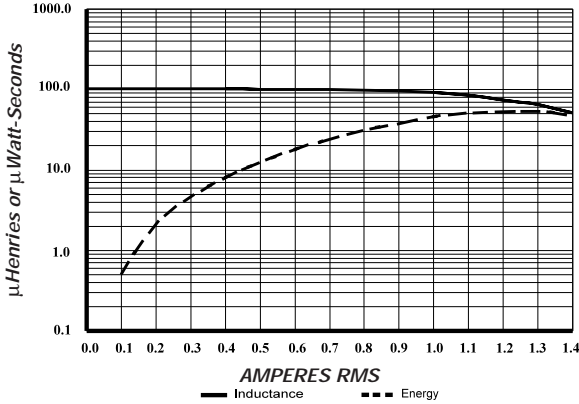
## UP4-1R0

Typical Inductance & Energy vs RMS Amperes



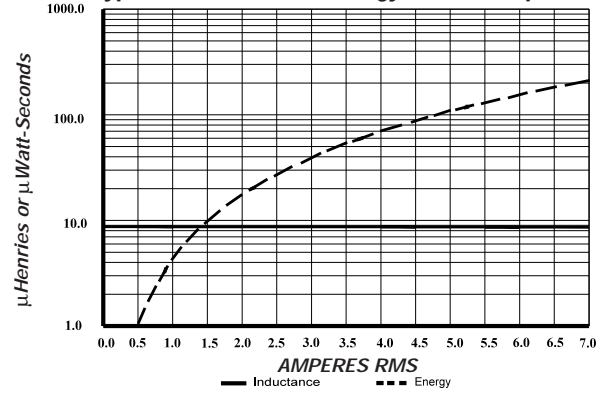
## UP2-101

Typical Inductance & Energy vs RMS Amperes



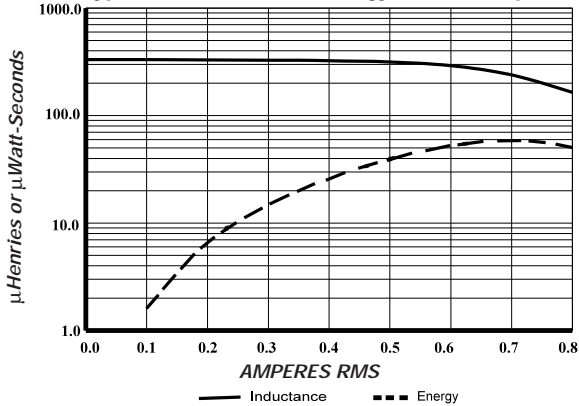
## UP4-100

Typical Inductance & Energy vs RMS Amperes



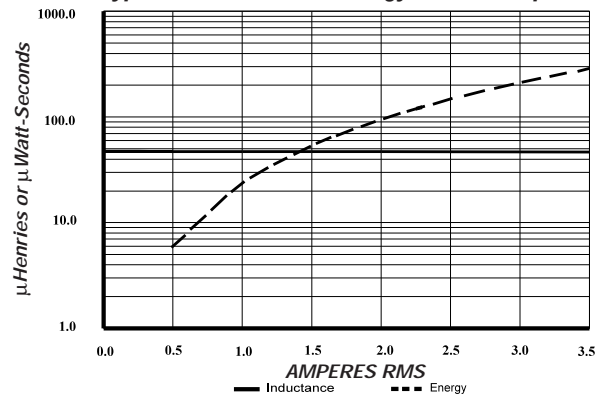
## UP2-331

Typical Inductance & Energy vs RMS Amperes



## UP4-470

Typical Inductance & Energy vs RMS Amperes



## GENERAL

UNI-PACs are surface mount inductors designed for use in applications requiring low inductance and high current in a miniature package. They can be used in DC/DC converters and as signal conditioning or filter inductors. Available standard inductance values range from 0.47 to 330.0  $\mu\text{H}$ . RMS current values range from 19.2 to 0.76 Amperes.


Because of their miniature size and rugged construction, UNI-PACs are ideally suited for products requiring higher power per millimeter of PCB space. Such applications include notebook computers, pagers, and a variety of battery powered equipment. Their versatility extends to use in DC/DC converters on all board level products from personal computers to industrial-level VME products.

UNI-PACs are engineered for high volume production using automated surface mount technology. Their tape-and-reel packaging accommodates reliable pick-and-place manufacturing, and their construction permits normal exposure to infrared reflow soldering to +240°C.


In addition to the standard inductance values shown, custom inductors are available to meet your exact high volume requirements.

## FEATURE - BENEFITS

- Miniature Surface Mount Design
- Inductance Range from 0.47  $\mu\text{H}$  to 330  $\mu\text{H}$
- Current Range from 760 mAmps to 19.2 Amps
- Maximum Power Density per Millimeter
- Supplied in Tape-and-Reel Packaging for Pick-and-Place Utilization



*Coiltronics designs and manufactures standard and custom electromagnetic components. Contact the factory, our distributors, or your Coiltronics representative with your transformer and inductor requirements.*




## ENVIRONMENTAL SPECIFICATIONS

- Storage Temperature Range:  
-40°C to +125°C.
- Operating Ambient Temperature Range:  
-40°C to +85°C  
Range is application specific
- Infrared Reflow Temperature:  
+240°C for 30 seconds maximum
- Meets UL 94V-O Flammability Standard

## DESIGN KITS AVAILABLE

To assist in prototyping, Coiltronics offers low-cost Design Kits for both the UP2 & UP4 product lines. Each Kit contains an assortment of inductance values complete with specifications. Coiltronics Design Kits can save hours to days of searching for parts and waiting on samples.

- Order Part Number UPK2-13330 for UNI-PAC 2
- Order Part Number UPK4-13424 for UNI-PAC 4



Information furnished herein by Coiltronics Incorporated is believed to be accurate and reliable. However, Coiltronics Incorporated cannot assume responsibility for the use of any of our components, nor for any liabilities which may result from component use. Coiltronics Incorporated reserves the right to change component specifications without notice.

Life Support Policy: Coiltronics Incorporated does not authorize the use of any of its products for use in life support devices or systems without the express written approval of an officer of Coiltronics Incorporated. Life support systems are devices which support or sustain life, and whose failure to perform, when properly used in accordance with instructions for use provided in the labeling, can be reasonably expected to result in significant injury to the user.

©1997 Coiltronics Incorporated. All rights reserved.