

Video to PC/HD & DVI Scaler Boxes

Operation Manual

Vertrieb durch
Distribution by **HY-LINE**[®]
COMPUTER COMPONENTS
Inselkammerstr. 10
D-82008 Unterhaching
Tel.: +49 89 614 503 40
www.hy-line.de

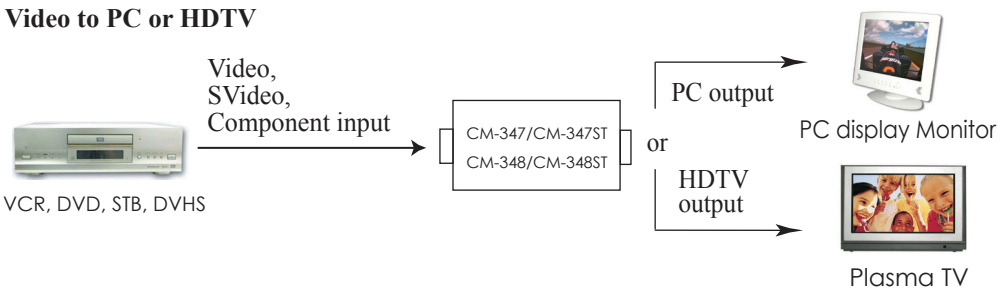
1. Introduction

CM-347(ST)/CM-348(ST) are designed to convert Composite Video, S-Video, YCbCr, and RGB(CM-347/CM348) or RGBS(CM-347ST/CM-348ST), signals to a variety of computer and HDTV resolutions. It accepts video input of all video systems - NTSC, PAL and SECAM. CM-347/CM-348 series have many great features to upgrade video source to high resolution PC or HDTV quality and is ideal for use in professional large screen presentation. **CM-348/CM-348ST have DVI digital output.**

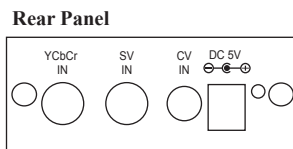
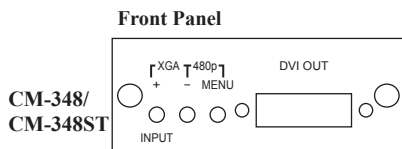
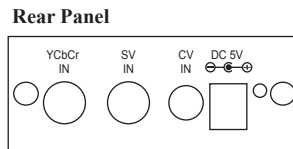
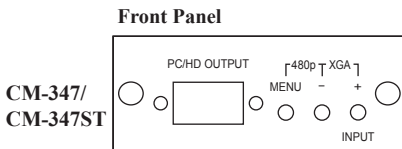
2. Features

1. Video inputs are 3D de-interlaced and scaled up to PC or HDTV output resolution .
2. Automatically accommodates worldwide input video systems of NTSC 3.58, NTSC 4.43, PAL, PAL M, PAL N, and SECAM.
3. High performance adaptive digital 4H Comb filter Y/C separator with adjustable vertical peaking.
4. Motion compensated deinterlacing algorithms to produce artifact-free progressive scan video signal.
5. Built in adaptive film mode 3:2 / 2:2 pull-down provides clear and crisp de-interlacing of video originating from 24 fps film, such as DVD movies.
6. Frame rate up conversion from 50 up to 85Hz.
7. Vertical temporal filter(VT) removes jaggy and other de-interlacing artifacts from normal video.
8. OSD menu with adjustable control on Color, Sharpness, Brightness, Contrast and Tint(NTSC).
9. Last memory for all adjustments.

3. Operation Connection Block Diagram:



4. Operation Controls and Functions



4. Operation Controls and Functions

Input/ + : Input signal select

Menu(Enter): Press the Menu button will bring up the OSD menu controls on the screen as follows:

Main Menu

Picture Adjust
Display Setup
Advanced Setup
System information
Exit

+ , - : Use + or - to move the arrow cursor to your desired selection, then press MENU (Enter) to confirm your selection and enter into sub menu.

Press " menu", " - " simultaneously: Reset the output resolution to 480p.

Press " - ,+ " simultaneously: Reset the output to XGA.

5. Specifications

Spec. \ Model	CM-347/CM-347ST	CM-348/CM-348ST
Input Signal Levels	Video @ 1Vp-p, 75 ohm, Y @ 1Vp-p, 75 ohm, Color @ 0.7Vp-p, 75 ohm, YCbCr, RGsB(CM-347/CM-348) or RGBs(CM-347ST/CM-348ST)	
Output Format	YPbPr / HDTV	RGBHV
Output Connector	HD 15 Female	DVI
Output Singnal	RGB @ 0.7Vp-p, H&V Sync @ 3Vp-p, Y @ 1Vp-p, Pb,Pr @ 0.7Vp-p 75 ohm	Digital
Weight	240 grams	270 grams
Dimensions	146 x 77 x 30 mm	161 x 77 x 30 mm
Power Source	5VDC @ 2A	

Output Signal Specifications

PC Resolutions	Vert Rate	Format	Scan Type
VGA 640 X 480	50,60,72,75,85 Hz	RGBHV	Progressive
SVGA 800 X600	50,56,60,72, 75, 85 Hz	RGBHV	progressive
XGA 1024X768	50,60, 70, 75, 85 Hz	RGBHV	Progressive
WXGA 1280X768	50,60 Hz	RGBHV	Progressive
SXGA 1280X1024	50,60 Hz	RGBHV	Progressive
HDTV Resolutions	Vert Rate	Format	Scan Type
480p 720 x 480	50,60 Hz	YPbPr, RGBHV	Progressive
576p 720 x 576	50,60 Hz	YPbPr, RGBHV	Progressive
720p 1280 x 720	50,60 Hz	YPbPr, RGBHV	Progressive
1080i 1920x1080	50,60 Hz	YPbPr, RGBHV	Pseudo Interlance

* CM-347 series is analog RGBHV or YPbPr output

* CM-348 series is digital RGBHV output

6. What's included

What's included in the stadard shipping package	CM-347	CM-347ST	CM-348	CM-348ST
The video to PC/HDTV Converter	√	√	√	√
Video RCA cable x 1	√	√	√	√
YPbPr RCA x 3 to 8-Pin Din cable x 1	√	√	√	√
15-Pin D-sub PC to PC cable x 1	√	√		
15-Pin D-sub to YPbPr 3-RCA adaptor cable x 1	√	√		
DVI digital cable x 1			√	√
5V 2A DC power adaptor, center positive	√	√	√	√
User manual	√	√	√	√
S Video cable x 1	√	√	√	√
8-mini Din to 4 RCA cable for US market		√		√
8-mini Din to Scart cable x 1 for EU and OZ markets				√