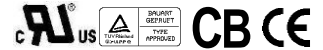


15 W AC/DC Power Supply



62 x 50.8 x 28 mm

2.44 x 2.0 x 1.10 inch



Features:

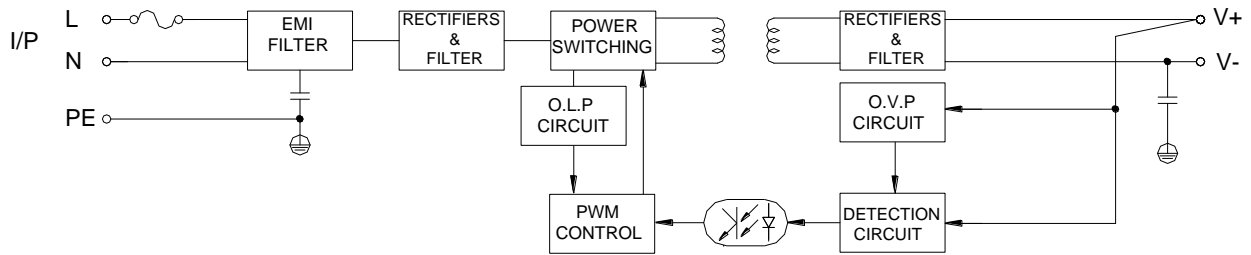
- * Green mode design, no load < 0.3W
- * All using 105°C long life electrolytic capacitors
- * Over voltage protection : Voltage limited mode
- * Over load & short circuit protection : Hiccup mode
- * Small size, high efficiency
- * Output voltage $\pm 10\%$ adjustment
- * 100% full load burn-in test
- * -20°C~70°C Operating temperature
- * UL, cUL, TUV, CB, CE approved
- * 2 years warranty

Specification:

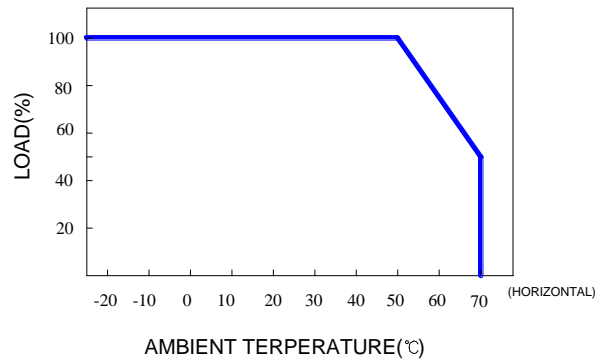
INPUT	Voltage	85V ~ 264VAC universal full range or 120V ~ 375VDC.					
	Frequency	47 ----- 63 Hz					
	Current	<0.5A@100V AC input, full load condition					
	Inrush Current	<30A@115V , <50A@230V AC input, Cold start at 25°C ambient					
	Leakage Current	<0.5mA@264V AC input					
OUTPUT	MODEL No.	SPS-G015-3.3	SPS-G015-05	SPS-G015-12	SPS-G015-15	SPS-G015-24	SPS-G015-48
	Voltage	3.3V	5V	12V	15V	24V	48V
	Min Load	0A	0A	0A	0A	0A	0A
	Max Load	3A	3A	1.3A	1.0A	0.63A	0.32A
	Output Tolerance ②	$\pm 3\%$	$\pm 2\%$	$\pm 1\%$	$\pm 1\%$	$\pm 1\%$	$\pm 1\%$
	Ripple Noise MAX. ③	80mV	80mV	120mV	150mV	200mV	200mV
	Efficiency (TYP)	74%	79%	84%	84%	85%	87%
PROTECTION	Output MAX.	10W	15W	15.6W	15W	15.1W	15.4W
	Over Voltage	3.8~4.6V	5.8~7.0V	13.8~16.8V	17.3~21.0V	27.6~33.6V	55.2~67.2V
	Over Load & Short Circuit	Limiting voltage latch When power supply over 105% max load or short circuit acted, power supply will go into hiccup mode and recover automatically after the fault is removed.					
ELEC. CHAR.	Rise time	<50mS					
	Hold up time	>60mS@230V, full load condition					
	Setup time	<1 Sec@100 ~ 240V AC					
	Green mode function	Power consumption at no load < 0.3W at 240VAC input					
ENVIRONMENT	Temperature ④	Operating: -20 ~ +70°C; De-rating: 50 ~ 70°C 2.5%/°C; Storage: -40 ~ +85°C					
	Humidity	Operating: 20% ~ 90% RH (non condensing) ; Storage: 10% ~ 95% RH (non condensing)					
SAFETY	Withstand voltage	I/P-O/P:3KVAC, I/P-PE:1.5KVAC, O/P-PE:0.5KVAC, 1minute					
	Isolation resistance	I/P-O/P, I/P-PE, O/P-PE > 100MΩ/500VDC at 25°C/ 70% RH					
	Safety standard	UL 60950-1 2 nd , CSA C22.2 No. 60950-1-07 2 nd , TUV EN 60950-1:2006+A11, IEC 60950-1:2005, approved.					
EMC	EMI	EN 55022 CLASS B, FCC CFR 47 PART 15 CLASS B, CNS 13438 CLASS B. Compliance to EN61000-3-2 CLASS A, EN61000-3-3					
	EMS	EN 55024 : EN 61000-4-2,3,4,5,6,8,11					
OTHERS	Cooling	Natural cooling.					
	M.T.B.F.	634K hours					
	Terminal pitch	5P / 7.62mm with plastic cover					
	Packing	N.W.: 0.13Kg / 1pc; 100pcs/ 0.85 CUFT / 1 CTN					
NOTE	<p>① All measurements which not mentioned are based on 230VAC input, output Max at ambient 25°C/ 70%RH</p> <p>② Output tolerance included set up voltage, line regulation and load regulation.</p> <p>③ Ripple & noise are measured at 100~254VAC input with 10~50°C condition and 20MHz of bandwidth by using a 10" ~ 15" twisted pair-wire terminated with a 0.1uF & a 47uF parallel capacitor.</p> <p>④ The operating temperature shall follow the de-rating curve in spec</p> <p>⑤ The power supply is considered a component of end-equipment. The end-equipment must be re-confirmed whether comply with EMC directives.</p>						

15 W AC/DC Power Supply

Block Diagram : US1

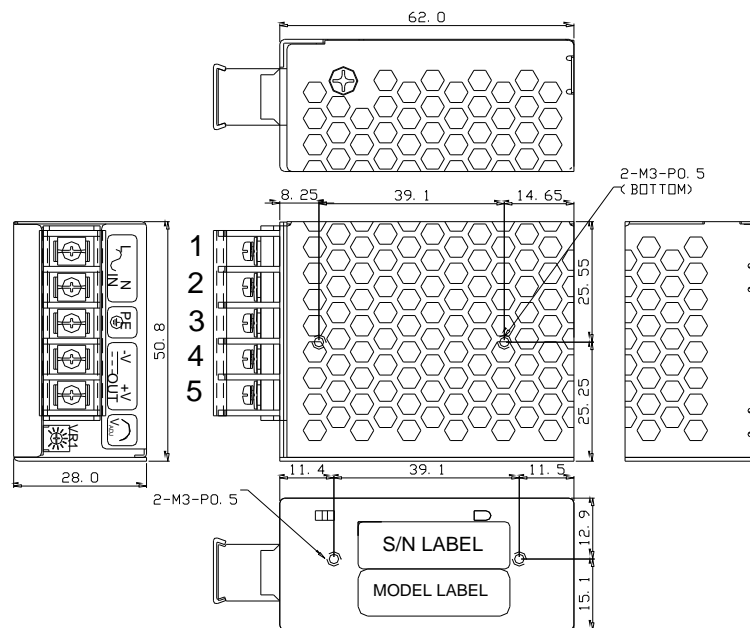


De-rating Curve :



Dimension:

(Unit: mm)



Terminal Pin. No Assignment: 5P/7.62mm w/plastic cover

Pin No.	Assignment	Pin No.	Assignment
1	AC/L	4	DC OUTPUT -V
2	AC/N	5	DC OUTPUT +V
3	PE		